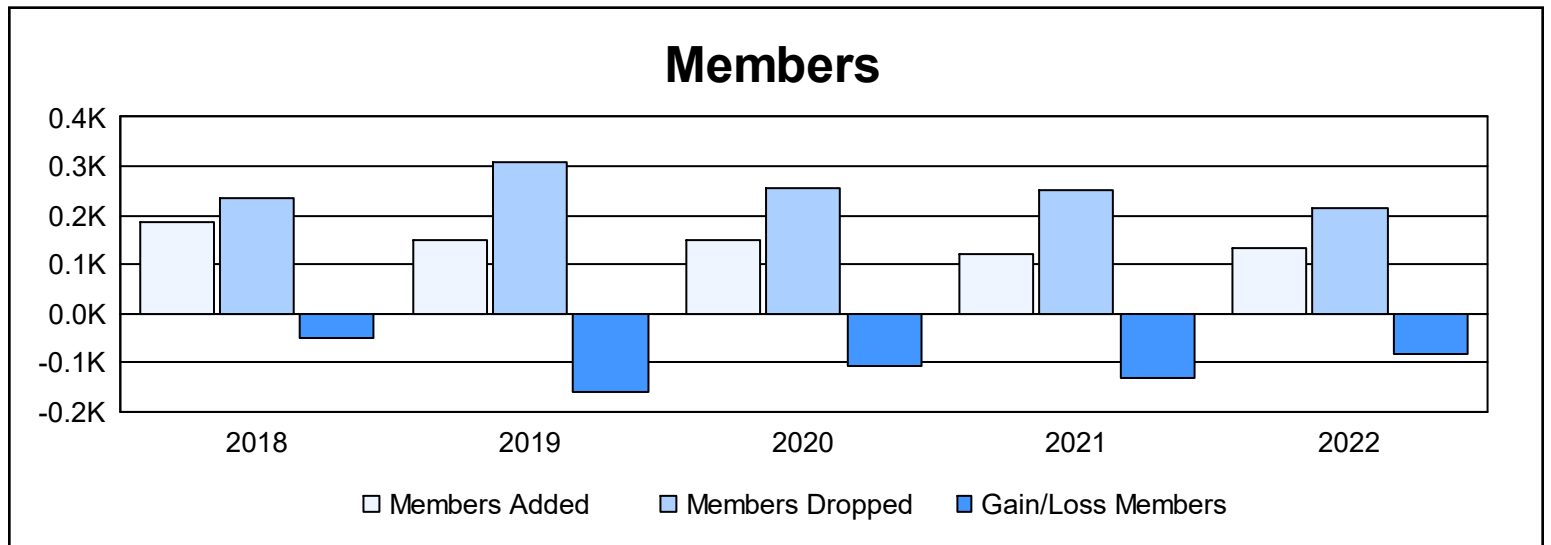
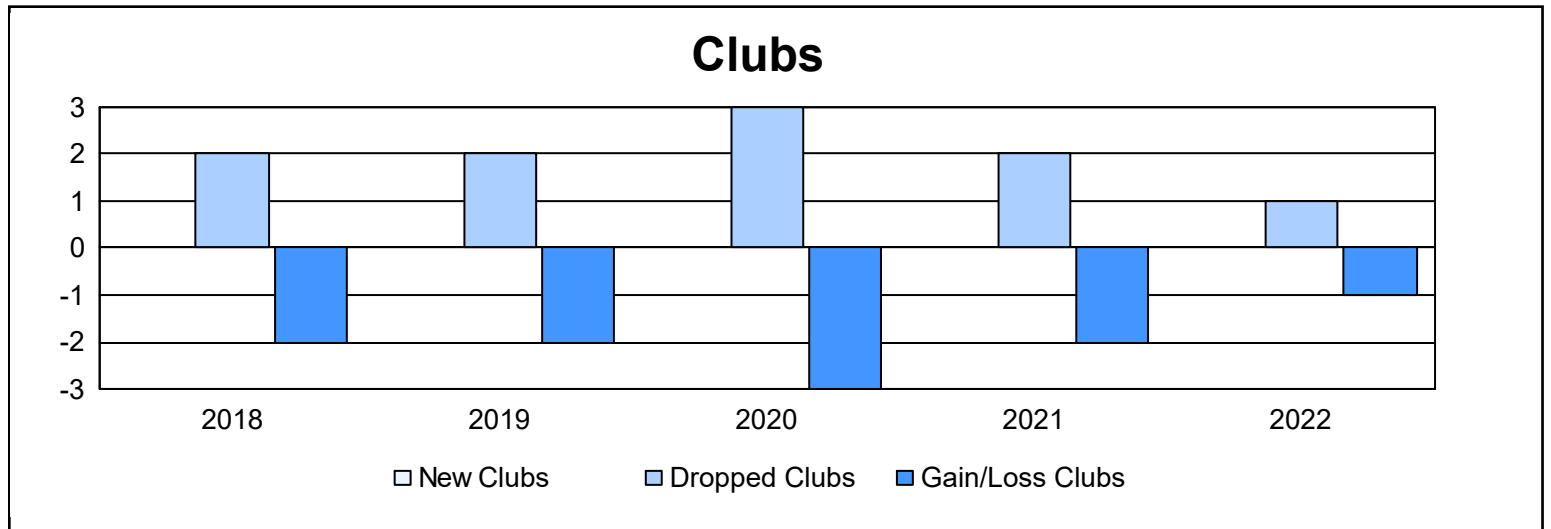
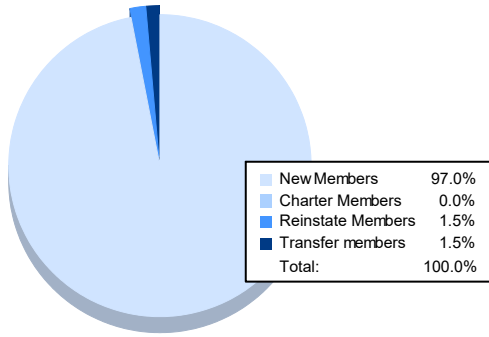


| Year           | New Clubs | Dropped Clubs | Gain/ Loss Clubs | New Members | Charter Members | Reinstate Members | Transfer Members | Total Member Added | Total Members Dropped | Gain/ Loss Members |
|----------------|-----------|---------------|------------------|-------------|-----------------|-------------------|------------------|--------------------|-----------------------|--------------------|
| 2017-2018      | 0         | 2             | -2               | 181         | 0               | 2                 | 3                | 186                | 236                   | -50                |
| 2018-2019      | 0         | 2             | -2               | 143         | 0               | 5                 | 1                | 149                | 310                   | -161               |
| 2019-2020      | 0         | 3             | -3               | 144         | 0               | 3                 | 1                | 148                | 257                   | -109               |
| 2020-2021      | 0         | 2             | -2               | 116         | 1               | 3                 | 0                | 120                | 251                   | -131               |
| 2021-2022      | 0         | 1             | -1               | 128         | 0               | 2                 | 2                | 132                | 214                   | -82                |
| <b>Average</b> | <b>0</b>  | <b>2</b>      | <b>-2</b>        | <b>142</b>  | <b>0</b>        | <b>3</b>          | <b>1</b>         | <b>147</b>         | <b>254</b>            | <b>-107</b>        |



### Membership Composition June 2022 Cumulative



### Gender Composition June 2022 Cumulative

